




ITX-M51_D926L VER:1.5A



ITX-M51_D926L VER:1.5 front view



ITX-M51_D926L VER:1.5 I/O view



ITX-M51_D926L VER:1.5 Lateral View

| | |
|-----------------------|--|
| Model No. | ITX-M51_D926L VER:1.5A |
| Processor | Integrated Intel® J1900/4Cores / 2.00GHz processor |
| | Compatible Intel® Bay Trail -I/M/D series CPU, Flexible choice for customers |
| Chipset | Based on Intel® Bay trail SOC platform |
| Memory | 1* SODIMM ,support single channel 1600/1333MHz DDR3L/1.35V memory, up to 8GB |
| Display | Integrated Intel® HD Graphics |
| | 1*VGA, 1*HDMI, 1*LVDS(support dual channel 24BIT) |
| | Support VGA;HDMI;LVDS Synchronous/ Asynchronous display |
| Network | 2* Realtek RTL8111F Gigabit Ethernet ,support wake on LAN/PXE |
| Storage | 1* SATA2.0 HDD port (with 2.5 inch HDD SATA5 optional) |
| | 1* SATA2.0 2.5 2.5 inch laptop HDD slot SATA5, can be installed HDD directly |
| | 1* MSATA slot (support Intel protocol SSD, the transfer rate up to 3Gbps) |
| Audio | Onboard ALC662 6 channel high fidelity audio controller, support MIC/Line-out/amplifier. |
| | Support amplifier 2Ω5W trumpet |
| Expansion slot | 1*Mini-PCIE slot, support WIFI、3G module |
| Rear I/O | 1* 12V DC power input port |
| | 1* double deck KB/MS port |
| | 1* RS232 serial port |
| | 1* LPT print port |
| | 1* VGA |
| | 4* USB 2.0 |
| | 2* RJ-45 Gigabit Ethernet connectors |
| | 1* Line out (Green)、1* MIC(Red) |
| Internal I/O | 1* LVDS 2*15pin, support dual channel 24bit(double 8) |
| | 1* LVDS backlight power supply port |

| | |
|-------------------------|---|
| | 1* J_HDMI 2*8Pin |
| | 1* JVGA1 1*12Pin, same signal with DB15 |
| | 1* PS/2 KB/MS port 1*6Pin |
| | 4* RS232 serial ports 2*20Pin, COM3 support RS485/422 |
| | 1* RS232 port 2*5Pin |
| | 4* USB 2.0 2*5Pin |
| | 1* front audio port 2*5pin |
| | 1* power amplifier 1*4pin |
| | 1* Front panel switching button and LED indicator port 2*5Pin |
| | 1* HDD power supply port 1*4pin |
| | 1* SIM card socket |
| | 1* 4pin ATX power port (can do 12V input/output port) |
| FAN interface | Fanless cooling design, reserve 1*4pin CPU smart fan connector, |
| GPIO | Support 4 way input/output GPIO |
| BIOS | 64Mb Flash ROM |
| Watch DOG | Support hardware reset function (L256, 0~255 seconds) |
| Power input | DC 12V power supply |
| Working Temp. | -10℃~60℃ |
| Storage Temp. | -20℃~70℃ |
| Working Humidity | 5%-95% relative humidity, non-condensing |
| Dimension | 170mm x 170mm |

Order information:

| No. | Model | Processor | Frequency | Memory | VGA | HDMI | LVDS | LAN | USB | COM | RS485/422 | Power |
|-----|------------------------|-----------|-----------|------------|-----|------|---------|---------|-----|-----|-----------|-------|
| 1 | ITX-M51_D926L VER:1.5A | J1900 | 2.00G | 1*SODDDR3L | 1 | 1 | 2*24Bit | 2*8111F | 8 | 6 | COM3 | DC12V |
| 2 | ITX-M51_D826L VER:1.5A | J1800 | 2.41G | 1*SODDDR3L | 1 | 1 | 2*24Bit | 2*8111F | 8 | 6 | COM3 | DC12V |